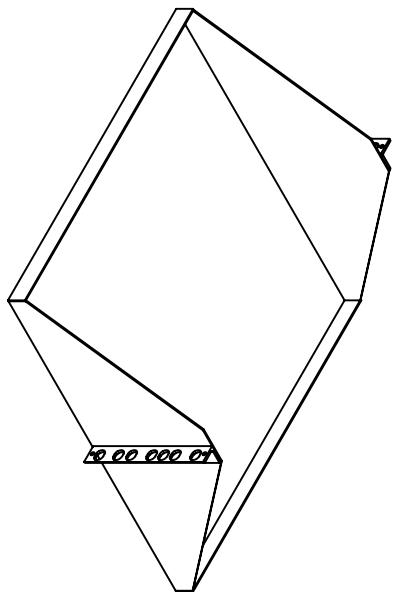
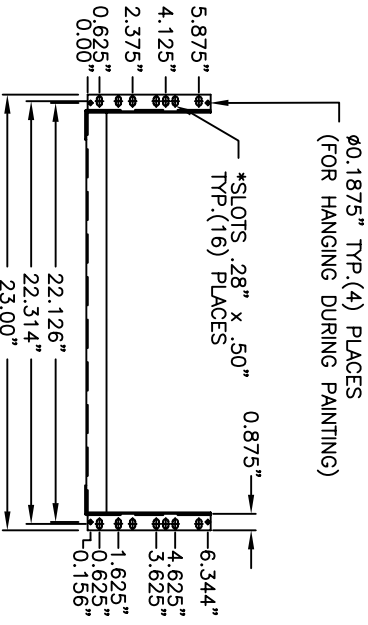


TOP VIEW

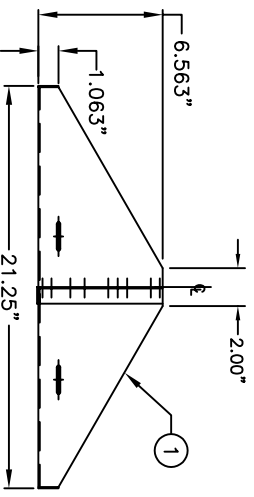


ISOMETRIC VIEW



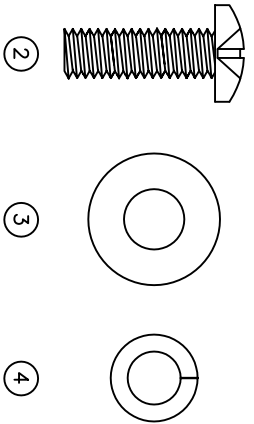
FRONT VIEW

*NOTE: SPACING OF SLOTS IS DESIGNED FOR RELAY RACKS WITH SPACING OF 1 3/4" AND 1".



SIDE VIEW

MATERIALS:
 STEEL: 14 GAUGE SHEET STEEL
 PAINT: ELECTROSTATIC POWDER COATED ASA61 GRAY



NO.	DESCRIPTION	QTY.	PART NO.
4	12-24 LOCK WASHER	8	HW-0180
3	12-24 FLAT WASHER	8	HW-0179
2	12-24 X 5/8" PHILLIPS HEAD	8	HW-0181
1	BT-23 TRAY	1	BT23

REVISIONS		DATE:	
NO.	DATE	BY	SCALE
A	03/17/2011		NONE
B			
C			
D			
E			
F			

DRAWN BY: Luis A		ATLANTIC BATTERY SYSTEMS INC
NOT VALID UNLESS APPROVED BY:		
DRAWING NO.: BT-23		FILE NO.: BT-23D

LAYOUT FOR BT-23 TRAY